

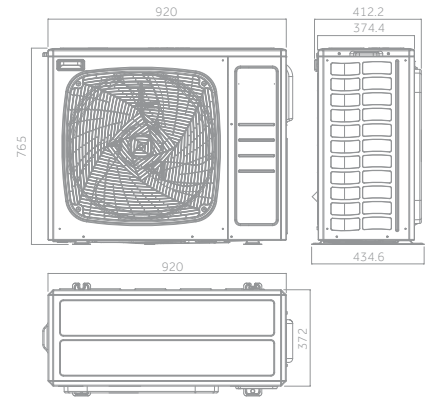
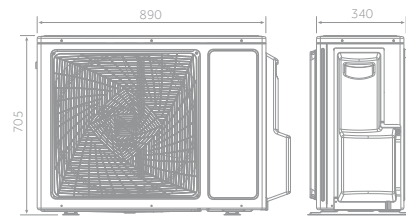
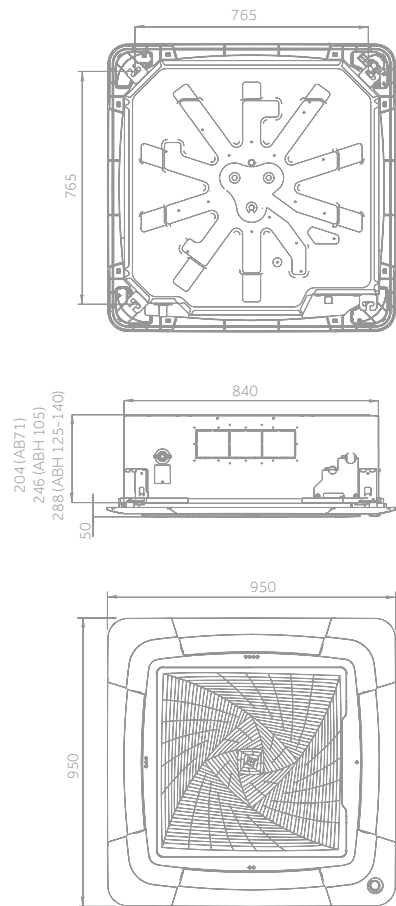
ROUND FLOW CASSETTE



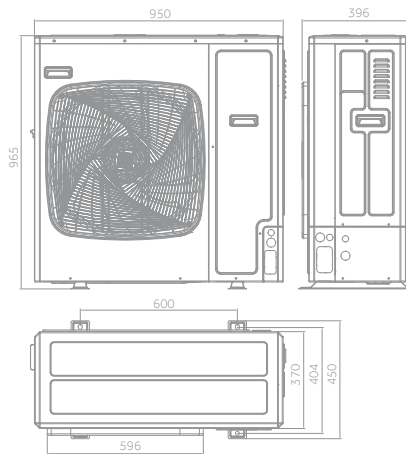
AB71 - ABH105 - ABH125

1U71

1U105



1U125



7,1 kW



10,5 kW



12,5 kW

ROUND FLOW CASSETTE

7,1 kW

9,2 kW

12,3 kW

Please see pages 40 & 41
For Controller Options

A+ / A



Silence

8 Way
Independent

Fresh Air

Integrated
Wi-Fi ControlUVC
Sterilisation

- Low noise level
- 'Fresh air' knockout is incorporated in the chassis to allow fresh air introduction of up to 20% of nominal unit air flow without compromising the cooling capacity. More than 20% of the air conditioner's thermal cooling capacity is penalise.
- Integrated Wi-Fi control
- UVC Sterilisation

Indoor Unit	Model		AB71S2SG1FA(H)	ABH105H1ERG(H)	ABH105H1ERG(H)	ABH125K1ERG(H)	ABH125K1ERG(H)
Outdoor Unit	Model		1U71S2ST1FA	1U105S2S2S2FA	1U105S2SS1FB	1U125S2SN2FA	1U125S2SN2FB
Performance data							
Output power - COOLING	nom (min-max)	kW	7,10 (2,00-7,30)	9,20 (2,50-10,00)	9,20 (2,50-10,00)	12,30 (3,00-13,00)	12,40 (3,00-13,00)
Output power - HEATING	nom (min-max)	kW	7,90 (2,50-8,00)	10,10 (3,00-10,50)	10,50 (3,00-11,00)	12,70 (3,50-13,50)	12,80 (3,50-13,50)
Absorbed power - COOLING	nom (min-max)	kW	2,00 (0,50-2,60)	3,12 (0,50-4,00)	3,25 (0,50-4,00)	4,84 (1,00-6,00)	4,81 (1,00-6,00)
Absorbed power - HEATING	nom (min-max)	kW	2,11 (0,50-2,60)	2,91 (0,50-4,00)	3,10 (0,50-4,00)	4,44 (1,00-6,00)	4,41 (1,00-6,00)
Energy class	EER	W/W	3,55	3,00	3,00	2,54	2,58
	COP	W/W	3,75	3,50	3,50	2,86	2,93
COOLING Pdesign	35 °C	kW	7,10	9,20	9,20	12,30	12,40
HEATING Pdesign	(-10 °C)	kW	5,00	7,20	6,00	8,30	8,30
Energy class	SEER		6,85 (A++)	5,90 (A+)	5,90 (A+)	5,68 (A+)	5,71 (A+)
	SCOP		4,23 (A+)	3,80 (A)	3,91 (A)	3,93 (A)	3,96 (A)
Annual Energy Consumption - COOLING		kWh/a	406	555	555	740	736
Annual Energy Consumption - HEATING		kWh/a	1831	2780	2136	3032	3003
Indoor Unit							
Power supply		Ph/V/Hz	1/220-240/50/60	1/220-240/50/60	1/220-240/50/60	1/220-240/50/60	1/220-240/50/60
Treated air volume	(H/M/L/Q)	m ³ /h	1260/1070/820/680	1680/1530/1320/1190	1680/1530/1320/1190	1950/1600/1440/1200	1950/1600/1440/1200
High sound power		dB	57	62	63	64	64
Sound pressure		dB(A)	42/40/38/35	45/42/38/34	45/42/38/34	47/44/38/34	47/44/38/34
Net dimensions	WxDxH	mm	840x840x204	840x840x246	840x840x246	840x840x288	840x840x288
Packaging dimensions	WxDxH	mm	990x990x310	990x990x330	990x990x330	990x990x380	990x990x380
Net/gross weight		kg	27,0/32,0	31,0/36,0	31,0/36,0	32,0/38,0	32,0/38,0
Panel	Model		PB-950KB(H)	PB-950KB(H)	PB-950KB(H)	PB-950KB(H)	PB-950KB(H)
Panel Net dimensions			950x950x50	950x950x50	950x950x50	950x950x50	950x950x50
Panel Packaging dimensions			1013x1025x123	1013x1025x123	1013x1025x123	1013x1025x123	1013x1025x123
Panel Net/gross weight			6,5/9,5	6,5/9,5	6,5/9,5	6,5/9,5	6,5/9,5
Outdoor Unit							
Power supply		Ph/V/Hz	1/220-240/50/60	1/220-240/50/60	3/380-415/50/60	1/220-240/50/60	3/380-415/50/60
Power cable		N x mm ²	3 x 4,0	3 x 4,0	5 x 4,0	3 x 6,0	5 x 4,0
Interconnection cable		N x mm ²	4 x 2,5	4 x 2,5	4 x 2,5	4 x 2,5	4 x 2,5
Sound power	H	dB	68	66	68	72	72
Sound pressure	H	dB(A)	54	53	54	58	58
Running current cooling/heating	Max	A	13,1	16,5	6,8	26,0	10,0
Starting current cooling/heating	Max	A	2,0	3,0	1,0	4,0	2,0
Net dimensions	WxDxH	mm	890x340x705	920x372x765	920x372x765	950x370x965	950x370x965
Packaging dimensions	WxDxH	mm	1046x460x780	1036x478x820	1085x485x830	1050x485x1130	1050x485x1130
Net/gross weight		kg	44,0/48,0	60,0/65,0	61,0/66,0	84,0/89,0	85,0/90,0
Compressor type			Twin rotary inverter	Twin rotary inverter	Twin rotary inverter	Twin rotary inverter	Twin rotary inverter
Installation data							
Refrigerant			R32	R32	R32	R32	R32
Liquid pipe	∅	mm (inch)	9,52 (3/8)	9,52 (3/8)	9,52 (3/8)	9,52 (3/8)	9,52 (3/8)
Gas pipe	∅	mm (inch)	15,88 (5/8)	15,88 (5/8)	15,88 (5/8)	15,88 (5/8)	15,88 (5/8)
Standard pipe length without refrigerant charge		m	10	30	30	30	30
Maximum pipe length		m	50	50	50	50	50
Maximum IU - OU elevation		m	30	30	30	30	30
Refrigerant charge in the factory		kg	1,23	1,70	1,70	2,30	2,30
Refrigerant charge in the factory		TCO _{2eq}	0,83	1,15	1,15	1,55	1,55
Additional ref. charge over std length		g/m	45	45	45	45	45
Outdoor operating limits - COOLING	min-max	°C			-20-46		
Outdoor operating limits - HEATING	min-max	°C			-20-24		

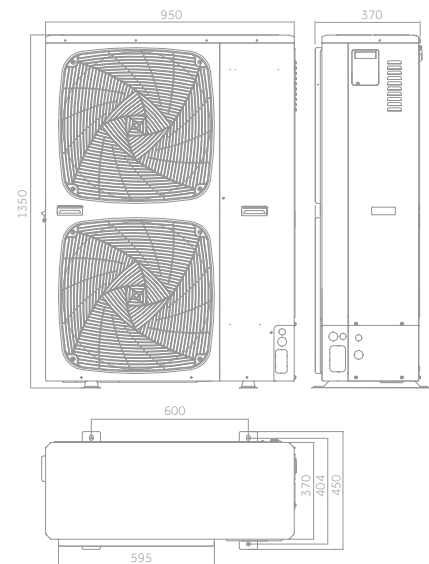
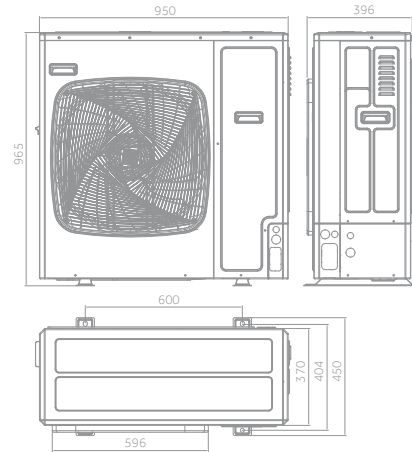
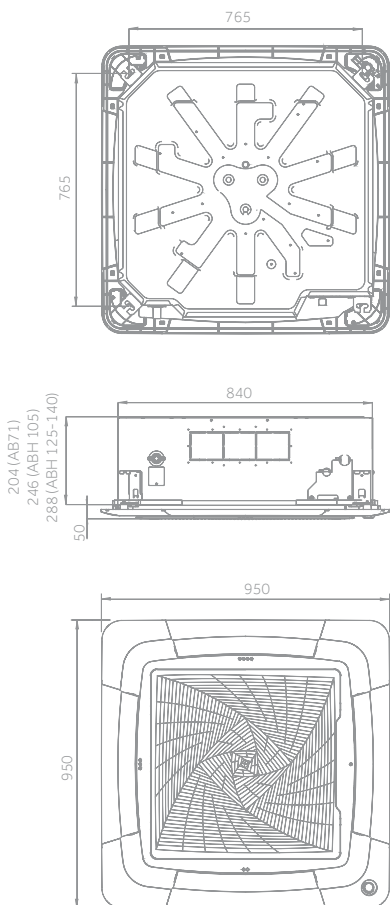
ROUND FLOW CASSETTE



ABH140 - ABH160

1U140

1U140 - 1U160



14,0kW - 16,0kW

ROUND FLOW CASSETTE

13,4 kW

15,0 kW

Please see pages 40 & 41
For Controller Options

Silence

8 Way
Independent

Fresh Air

Integrated
Wi-Fi ControlUVC
Sterilisation

- Low noise level
- 'Fresh air' knockout is incorporated in the chassis to allow fresh air introduction of up to 20% of nominal unit air flow without compromising the cooling capacity. More than 20% of the air conditioner's thermal cooling capacity is penalise
- Integrated Wi-Fi control
- UVC Sterilisation

Indoor Unit	Model		ABH140K1ERG(H)	ABH140K1ERG(H)	ABH140K1ERG(H)	ABH140K1ERG(H)	ABH160K1ERG(H)
Outdoor Unit	Model		1U140S2SN1FA	1U140S2SN1FB	1U140S2SP2FA	1U140S2SP2FB	1U160S2SP1FB
Performance data							
Output power - COOLING	nom (min-max)	kW	13,40 (3,50-14,00)	13,40 (3,50-14,00)	13,60 (4,00-15,00)	13,60 (4,00-15,00)	15,00 (4,50-16,00)
Output power - HEATING	nom (min-max)	kW	15,00 (4,00-15,50)	15,00 (4,00-15,50)	15,00 (4,50-16,00)	15,00 (4,50-16,00)	16,00 (5,00-17,00)
Absorbed power - COOLING	nom (min-max)	kW	5,51 (1,00-6,50)	5,28 (1,00-6,50)	4,86 (1,00-6,00)	4,98 (1,00-6,00)	5,03 (1,00-6,50)
Absorbed power - HEATING	nom (min-max)	kW	5,77 (1,00-6,50)	5,70 (1,00-6,50)	4,75 (1,00-6,00)	4,67 (1,00-6,00)	5,26 (1,00-6,50)
Energy class	EER	W/W	2,43	2,54	2,80	2,73	2,98
	COP	W/W	2,60	2,63	3,10	3,06	3,04
COOLING Pdesign	35 °C	kW	13,40	13,40	13,60	13,60	15,00
HEATING Pdesign	(-10 °C)	kW	8,50	8,50	10	10	11,00
Energy class	SEER		5,60 (A+)	5,62 (A+)	5,70 (A+)	5,70 (A+)	5,96 (A+)
	SCOP		3,93 (A)	3,96 (A)	3,94 (A)	3,99 (A)	3,99 (A)
Annual Energy Consumption - COOLING		kWh/a	838	834	800	782	880
Annual Energy Consumption - HEATING		kWh/a	3032	3003	3768	3748	3859
Indoor Unit							
Power supply		Ph/V/Hz	1/220-240/50/60	1/220-240/50/60	1/220-240/50/60	1/220-240/50/60	1/220-240/50/60
Treated air volume	(H/M/L/Q)	m ³ /h	1950/1600/1440/1200	1950/1600/1440/1200	1950/1600/1440/1200	1950/1600/1440/1200	2050/1600/1440/1220
High sound power		dB	64	64	64	64	65
Sound pressure		dB(A)	47/44/38/34	47/44/38/34	47/44/38/34	47/44/38/34	48/44/38/34
Net dimensions	WxDxH	mm	840x840x288	840x840x288	840x840x288	840x840x288	840x840x288
Packaging dimensions	WxDxH	mm	990x990x380	990x990x380	990x990x380	990x990x380	990x990x380
Net/gross weight		kg	32,0/38,0	32,0/38,0	32,0/38,0	32,0/38,0	32,0/38,0
Panel	Model		PB-950KB(H)	PB-950KB(H)	PB-950KB(H)	PB-950KB(H)	PB-950KB(H)
Panel Net dimensions			950x950x50	950x950x50	950x950x50	950x950x50	950x950x50
Panel Packaging dimensions			1013x1025x123	1013x1025x123	1013x1025x123	1013x1025x123	1013x1025x123
Panel Net/gross weight			6,5/9,5	6,5/9,5	6,5/9,5	6,5/9,5	6,5/9,5
Outdoor Unit							
Power supply		Ph/V/Hz	1/220-240/50/60	3/380-415/50/60	1/220-240/50/60	3/380-415/50/60	3/380-415/50/60
Power cable		N x mm ²	3 x 6,0	5 x 4,0	3 x 6,0	5 x 4,0	5 x 4,0
Interconnection cable		N x mm ²	4 x 2,5	4 x 2,5	4 x 2,5	4 x 2,5	4 x 2,5
Sound power	H	dB	72	72	70	70	72
Sound pressure	H	dB(A)	58	58	53	53	58
Running current cooling/heating	Max	A	30,0	10,0	32,0	10,0	10,0
Starting current cooling/heating	Max	A	5,0	2,0	6,0	2,0	2,0
Net dimensions	WxDxH	mm	950x370x965	950x370x965	950x370x1350	950x370x1350	950x370x1350
Packaging dimensions	WxDxH	mm	1050x485x1130	1050x485x1130	1050x485x1500	1050x485x1500	1050x485x1500
Net/gross weight		kg	84,0/89,0	85,0/90,0	105,0/118,0	101,0/116,0	101,0/116,0
Compressor type			Twin rotary inverter	Twin rotary inverter	Twin rotary inverter	Twin rotary inverter	Twin rotary inverter
Installation data							
Refrigerant			R32	R32	R32	R32	R32
Liquid pipe	∅	mm (inch)	9,52 (3/8)	9,52 (3/8)	9,52 (3/8)	9,52 (3/8)	9,52 (3/8)
Gas pipe	∅	mm (inch)	15,88 (5/8)	15,88 (5/8)	15,88 (5/8)	15,88 (5/8)	19,05 (3/4)
Standard pipe length without refrigerant charge		m	30	30	30	30	30
Maximum pipe length		m	70	70	70	70	70
Maximum IU - OU elevation		m	30	30	30	30	30
Refrigerant charge in the factory		kg	2,30	2,30	2,90	3,50	3,50
Refrigerant charge in the factory		TCO ₂ eq	1,55	1,55	1,96	2,36	2,36
Additional ref. charge over std length		g/m	45	45	45	45	60
Outdoor operating limits - COOLING	min-max	°C			-20-46		
Outdoor operating limits - HEATING	min-max	°C			-20-24		

NEW ROUND FLOW CASSETTE

7,1 kW

OPTIONAL CONTROL



Silence



8Way Independent



Integrated Wi-Fi Control



UVC Sterilisation



Fresh Air

- Low noise level
- 8 ways airflow
- Integrated Wi-Fi control
- UVC Sterilisation
- 'Fresh air' knockout is incorporated in the chassis to allow fresh air introduction of up to 20% of nominal unit air flow without compromising the cooling capacity. More than 20% of the air conditioner's thermal cooling capacity is penalised.

Indoor Unit	Model	AB71S2SG1FA(H)	
Performance data			
Output power - COOLING	nom (min-max)	kW	7,10
Output power - HEATING	nom (min-max)	kW	8,00
Power supply		Ph/V/Hz	1/220-240/50/60
Treated air volume	(H/M/L/Q)	m ³ /h	1260/1070/820/680
Indoor Unit			
High sound power		dB	55
Sound pressure		dB(A)	42/40/38/35
Net dimensions	WxDxH	mm	840x840x204
Packaging dimensions	WxDxH	mm	990x990x310
Net/gross weight		kg	27,0/32,0
Installation data			
Liquid pipe	∅	mm (inch)	9,52 (3/8)
Gas pipe	∅	mm (inch)	15,88 (5/8)
Panel	Model		PB-950KB(H)
Panel Net dimensions	WxDxH	mm	950x950x50
Panel Packaging dimensions	WxDxH	mm	1013x1025x123
Panel Net/gross weight		kg	6,5/9,5

AB71

